

P.K.M. COLLEGE OF EDUCATION MADAMPAM, KANNUR, KERALA.



AQAR 2015-16

Our Vision

*Excellence And Committed Service
In Every Realm Of Teaching
Endeavour*

Our Mission

*To Nurture The Holistic Development
Of Prospective Teachers For
A Just And Humane Society.*

The Annual Quality Assurance Report (AQAR) of the IQAC

Accredited by NAAC with A Grade

YEAR OF REPORT 2015-16

PKM College of Education, Madampam, Kannur is a Christian Minority educational institution. The college was established in 1995 as a self financing institution and was converted into an aided college in 1997. It is affiliated to Kannur University and recognised by NCTE. This temple of learning is dedicated to the Sacred Heart of Jesus and named after Prof. Joseph Kandoth, who was an educational visionary, social reformer and a zealous missionary. He initiated the historical migration of Knanaya Catholic Community which in its turn changed the social and economic history of Malabar. P.K.M College of Education is a temple of learning with a difference among the scores of educational institutions in Kerala. The institution is run by the Arch Diocese of Kottayam, belonging to the Knanaya Catholic Community and has invariable relevance as a training institution moulding the prospective teachers for the community in particular and society at large. The college aims to spell out the darkness of ignorance and illiteracy and radiate the glow of enlightenment. The mission of the college is "To Nurture the Holistic Development of Prospective Teachers for a Just and Humane Society".

The IQAC constituted in the college has been instrumental in quality enhancement in academic and administrative aspects of the college. The IQAC guided and initiated various programmes and activities like orientation and bridge course, national seminar, celebration of important days, community counseling, antidrug awareness programme, seminars and workshops on relevant topics; programmes for environmental awareness; community living camp; workshop on teaching aids for the benefit of students; encouraging teachers to attend seminars and conferences; activities and support from the alumni and parent teacher association; activities of the counseling cell; club activities; field trips; improvement of facilities in the library; computerization and technology up gradation; sports activities; student feedback and redressal mechanisms; financial aid to students; submission of proposals for financial assistance from UGC; submission of proposals for research projects; and other healthy practices.

Expected outcomes at the end of the Year:

- Improvement of infrastructure facilities in the library.
- Technology support smart and interactive classrooms
- Energy conservation- Establishing of Solar Energy in the college
- Completion of Minor and Major research projects from UGC
- Faculty resourcefulness as resource persons for seminars/conferences/ visit team members of NCTE; NAAC peer team member.
- Research guidance by faculty members.
- Conduct of seminars and workshops
- Community oriented programmes.
- Student feedback and redressal mechanisms.

The detailed report of the academic year 2015-16 is given below

The Annual Quality Assurance Report (AQAR) of the IQAC

All NAAC accredited institutions will submit an annual self-reviewed progress report to NAAC, through its IQAC. The report is to detail the tangible results achieved in key areas, specifically identified by the institutional IQAC at the beginning of the academic year. The AQAR will detail the results of the perspective plan worked out by the IQAC. (Note: The AQAR period would be the Academic Year. For example, July 1, 2015 to June 30, 2016)

Part – A

I. Details of the Institution

1.1. Name of the Institution

1.2. Address Line 1

Address Line 2

City/Town

State

Pin Code

Institution e-mail address

Contact Nos.

Name of the Head of the Institution:

Tel. No. with STD Code:

Mobile:

Name of the IQAC Co-ordinator:

DR.Rekha K R

Mobile:

9447351453

IQAC e-mail address:

pkmiqac@gmail.com

1.3. NAAC Track ID (For ex. MHCOGN 18879)

KLCOXX12793

1.4. NAAC Executive Committee No. & Date:

(For Example EC/32/A&A/143 dated 3-5-2004.

This EC no. is available in the right corner- bottom of your institution's Accreditation Certificate)

EC(SC)/16/A&A/11.2 DATEDJULY11,2016

1.5. Website address:

www.pkmcedn.com

Web-link of the AQAR:

www.pkmcedn.com/IQAC/AQAR2015-16.pdf

For ex. <http://www.ladykeanecollege.edu.in/AQAR2014-15.doc>

1.6. Accreditation Details

Sl. No.	Cycle	Grade	CGPA	Year of Accreditation	Validity Period
1	1 st Cycle	A	Score 87.75	2006	5 Years
2	2 nd Cycle				
3	3 rd Cycle				
4	4 th Cycle				

1.7. Date of Establishment of IQAC :

DD/MM/YYYY

29/09/2006

1.8. AQAR for the year (for example 2010-11)

2015-16

1.9. Details of the previous year's AQAR submitted to NAAC after the latest Assessment and Accreditation by NAAC (for example AQAR 2010-11 submitted to NAAC on 12-10-2011)

- i. AQAR 2006-07 Submitted
- ii. AQAR 2007-08 Submitted
- iii. AQAR 2008-09 Submitted
- iv. AQAR 2009-10 Submitted
- v. AQAR 2010-11 Submitted
- vi. AQAR 2011-12 Submitted
- vii. AQAR 2012-13 Submitted
- viii. AQAR 2013-14 Submitted
- ix. AQAR 2014-15 submitted

1.10. Institutional Status

University State ☒ Central ☐ Deemed ☐ Private ☐

Affiliated College Yes ☒ No ☐

Constituent College Yes ☒ No ☐

Autonomous college of UGC Yes ☐ No ☒

Regulatory Agency approved Institution Yes ☒ No ☐

(eg. AICTE, BCI, MCI, PCI, NCI) ☒ NCTE

Type of Institution Co-education ☒ Men ☐ Women ☐

Urban ☐ Rural ☒ Tribal ☐

Financial Status Grant-in-aid ☒ UGC 2(f) ☒ UGC 12B ☒

Grant-in-aid + Self Financing ☐ Totally Self-financing ☐

1.11. Type of Faculty/Programme

Arts ☐ Science ☐ Commerce ☐ Law ☐ PEI (Phys Edu) ☐

TEI (Edu) ☒ Engineering ☐ Health Science ☐ Management ☐

Others (Specify)

1.12. Name of the Affiliating University (for the Colleges)

KANNUR UNIVERSITY

1.13. Special status conferred by Central/ State Government-- UGC/CSIR/DST/DBT/ICMR etc

Autonomy by State/Central Govt. / University

NA

University with Potential for Excellence

NA

UGC-CPE

NA

DST Star Scheme

NA

UGC-CE

NA

UGC-Special Assistance Programme

NA

DST-FIST

NA

UGC-Innovative PG programmes

NA

Any other (Specify)

MINORITY
STATUS

UGC-COP Programmes

NA

2. IQAC Composition and Activities

2.1. No. of Teachers

5

2.2. No. of Administrative/Technical staff

2

2.3. No. of students

1

2.4 No. of Management representatives

2

2.5. No. of Alumni

1

2.6. No. of any other stakeholder and
community representatives

1

2.7. No. of Employers/ Industrialists

1

2.8 . No. of other External Experts

2

2.9. Total No. of members

15

2.10. No. of IQAC meetings held

20

2.11. No. of meetings with various stakeholders: No. Faculty
 Non-Teaching Staff
 Students Alumni Others

2.12. Has IQAC received any funding from UGC during the year? Yes No

If yes, mention the amount

2.13. Seminars and Conferences (only quality related)

(i) No. of Seminars/Conferences/ Workshops/Symposia organized by the IQAC

Total Nos. International National State Institution Level

(ii) Themes

LEARNING SCIENCE BY DOING, COOPERATIVE LEARNING, CONCEPT
 MAPPING, ENERGY CONSERVATION, COMMUNICATIVE
 COMPETENCE

2.14. Significant Activities and contributions made by IQAC

Focus 2015

ORGANISED AN ORIENTATION AND BRIDGE PROGRAMME FOR THE STUDENTS
 AT THE TIME OF COURSE ENTRY; INITIATED COMMUNITY COUNSELLING
 PROGRAMME, MOTIVATED FCULTY MEMBERS IN COMPLETING RESEARCH
 PROJECTS

2.15. Plan of Action by IQAC/Outcome

The plan of action chalked out by the IQAC in the beginning of the year towards quality
 enhancement and the outcome achieved by the end of the year *

Plan of Action	Achievements
UGC Seminar	Conducted one National level Seminar (UGC Sponsored)
UGC Grants	UGC Grants for Development Assistance, UGC Grants for Additional Assistance
UGC Research Projects	Completion of Major and Minor research project by Faculty
Attending of Conference/Seminars	Almost all the faculty members have attended and presented papers in national and International

by Faculty	Conferences/Seminars. Faculty members attended 26 National Conferences/Seminars, 6 International Conferences; and had been resource persons for almost 15 conferences/seminars/invited talks.
------------	---

* Attach the Academic Calendar of the year as Annexure.

2.15. Whether the AQAR was placed in statutory body Yes ☒ No ☐

Management ☐ Syndicate ☐ Any other body ☐ Staff Council

Provide the details of the action taken

IQAC planned the activities of the college in co-curricular and extra curricular fields. The committees formed under IQAC discussed, planned all the activities and implemented all the activities as a quailing imitative. The academic monitoring committee monitored all the academic activities and take initiatives for planning future programmes with the vision of the NAAC.

Part – B

Criterion – I

I. Curricular Aspects

1.1. Details about Academic Programmes

Level of the Programme	Number of existing Programmes	Number of programmes added during the year	Number of self-financing programmes	Number of value added / Career Oriented programmes
PhD				
PG				
UG				
PG Diploma				
Advanced Diploma				
Diploma				
Certificate				
Others BEd	1	Nil	Nil	Nil
Total	1			
Interdisciplinary				
Innovative				

- 1.2. (i) Flexibility of the Curriculum: CBCS/Core/Elective option / Open options
(ii) Pattern of programmes:

Pattern	Number of programmes
Semester	
Trimester	
Annual	

1.3. Feedback from stakeholders* Alumni ☒ Parents ☒ Employers ☒ Students ☒
(On all aspects)

Mode of feedback : Online ☐ Manual ☒ Co-operating schools (for PEI) ☒

*Please provide an analysis of the feedback in the Annexure

1.4. Whether there is any revision/update of regulation or syllabi, if yes, mention their salient aspects.

YES, B.Ed Syllabus is revised for introducing 2 year B.Ed

1.5. Any new Department/Centre introduced during the year. If yes, give details.

NO

Criterion – II

2. Teaching, Learning and Evaluation

2.1. Total No. of permanent faculty

Total	Asst. Professors	Associate Professors	Professors	Others
8	3	5	0	1

2.2. No. of permanent faculty with Ph.D.

6

2.3. No. of Faculty Positions Recruited (R) and Vacant (V) during the year

Asst. Professors		Associate Professors		Professors		Others		Total	
R	V	R	V	R	V	R	V	R	V
0	1	0	0	0	0	0	0	0	0

2.4. No. of Guest and Visiting faculty and Temporary faculty

2

2.5. Faculty participation in conferences and symposia:

No. of Faculty	International level	National level	State level
Attended		9	8
Presented papers			
Resource Persons	1	1	0

2.6. Innovative processes adopted by the institution in Teaching and Learning:

ORIENTATION PROGRAMME DURING THE INITIAL PHASE OF THE COURSE, EXTENSION LECTURES PERIODICALLY AND SYLLABUS BASED DISCUSSIONS BY EXPERTS IN THE FIELD ARE CONDUCTED

2.7. Total No. of actual teaching days during this academic year

192

2.8. Examination/ Evaluation Reforms initiated by the Institution (for example: Open Book Examination, Bar Coding, Double Valuation, Photocopy, Online Multiple Choice Questions)

2.9. No. of faculty members involved in curriculum restructuring/revision/syllabus development as member of Board of Study/Faculty/Curriculum Development workshop

2

2.10. Average percentage of attendance of students

91.78

2.11. Course/Programme wise distribution of pass percentage :

Title of the Programme	Total no. of students appeared	Division				
		Distinction %	I %	II %	III %	Pass %
BEd	97	14.43	46.39	35.05		

2.12. How does IQAC Contribute/Monitor/Evaluate the Teaching & Learning processes :

IQAC ORGANISES VARIOUS SEMINARS/WORKSHOPS.A VERY PROMINENT ONE WAS THE WORKSHOP ON EXAMINATION REFORMS CONDUCTED THIS YEAR

2.13. Initiatives undertaken towards faculty development

<i>Faculty / Staff Development Programmes</i>	<i>Number of faculty benefitted</i>
Refresher courses	
UGC – Faculty Improvement Programme	1
HRD programmes	
Orientation programmes	
Faculty exchange programme	
Staff training conducted by the university	
Staff training conducted by other institutions	
Summer / Winter schools, Workshops, etc.	1
Others	9

2.14. Details of Administrative and Technical staff

Category	Number of Permanent Employees	Number of Vacant Positions	Number of permanent positions filled during the Year	Number of positions filled temporarily
Administrative Staff	14			
Technical Staff				

Criterion – III

3. Research, Consultancy and Extension

3.1. Initiatives of the IQAC in Sensitizing/Promoting Research Climate in the institution

IQAC PROMPTS FACULTY MEMBERS TO CARRY OUT RESEARCH PROJECTS AND RESEARCH ACTIVITIES

3.2. Details regarding major projects

	Completed	Ongoing	Sanctioned	Submitted
Number				
Outlay in Rs. Lakhs				

3.3. Details regarding minor projects

	Completed	Ongoing	Sanctioned	Submitted
Number		1	1	
Outlay in Rs. Lakhs			150000	

3.4. Details on research publications

	International	National	Others
Peer Review Journals		4	
Non-Peer Review Journals			
e-Journals			
Conference proceedings		4	

3.5. Details on Impact factor of publications:

Range Average h-index Nos. in SCOPUS

3.6. Research funds sanctioned and received from various funding agencies, industry and other organisations

Nature of the Project	Duration Year	Name of the funding Agency	Total grant sanctioned	Received
Major projects				
Minor Projects	2014-15	UGC	150000	1,15000
Interdisciplinary Projects				
Industry sponsored				
Projects sponsored by the University/ College				

Students research projects <i>(other than compulsory to the University)</i>				
Any other (Specify)				
Total			150000	115000

3.7. No. of books published i) With ISBN No. Chapters in Edited Books

ii) Without ISBN No.

3.8. No. of University Departments receiving funds from

UGC-SAP CAS DST-FIST
DPE DBT Scheme/funds

3.9. For colleges Autonomy CPE DBT Star Scheme
INSPIRE CE Any Other (specify)

3.10. Revenue generated through consultancy

3.11. No. of conferences
organized by the Institution

Level	International	National	State	University	College
Number		1			4
Sponsoring agencies		UGC			

3.12. No. of faculty served as experts, chairpersons or resource persons

3.13. No. of collaborations International National Any other

3.14. No. of linkages created during this year

3.15. Total budget for research for current year in lakhs :

From Funding agency From Management of University/College
Total

3.16. No. of patents received this year

Type of Patent		Number
National	Applied	NIL
	Granted	NIL
International	Applied	NIL
	Granted	NIL
Commercialised	Applied	NIL
	Granted	NIL

3.17. No. of research awards/ recognitions received by faculty and research fellows
Of the institute in the year

Total	International	National	State	University	Dist	College

3.1.8 No. of faculty from the Institution
who are Ph. D. Guides
and students registered under them

2

3.19. No. of Ph.D. awarded by faculty from the Institution

3.20. No. of Research scholars receiving the Fellowships (Newly enrolled + existing ones)

JRF

SRF

Project Fellows

Any other

3.2.1 No. of students Participated in NSS events:

University level

NA

State level

NA

National level

NA

International level

NA

3.22. No. of students participated in NCC events:

University level

NA

State level

NA

National level

NA

International level

NA

3.23. No. of Awards won in NSS:

University level

NA

State level

NA

National level

NA

International level

NA

3.24. No. of Awards won in NCC:

University level

NA

State level

NA

National level

NA

International level

NA

3.25. No. of Extension activities organized

University forum

College forum

2

NCC

NSS

Any other

3.26. Major Activities during the year in the sphere of extension activities and Institutional Social Responsibility

- UGC National Seminar
- Ration card renewal programme
- National Science day Celebration

Criterion – IV

4. Infrastructure and Learning Resources

4.1. Details of increase in infrastructure facilities:

Facilities	Existing	Newly created	Source of Fund	Total
Campus area	2.20 ACRES	NIL		2.20 ACRES
Class rooms	7	NIL		7
Laboratories	4	NIL		4
Seminar Halls	1	NIL		1
No. of important equipments purchased (≥ 1-0 lakh) during the current year.				
Value of the equipment purchased during the year (Rs. in Lakhs)				
Others		1		

4.2. Computerization of administration and library

ALL THE SECTIONS IN THE LIBRARY ARE COMPUTERISED USING THE LIBRARY MANAGEMENT SOFTWARE “BOOK MAGIC”

OPAC (ONLINE PUBLIC ACCESS CATALOGUE) AVAILABLE

4.3. Library services:

	Existing		Newly added		Total	
	No.	Value	No.	Value	No.	Value
Text Books	5666	532732	452	116897	6118	649629
Reference Books						
e-Books (N-LIST)	97000	25000	NIL	0	97000	2500
Journals	5	37000			5	3700
e-Journals	6000	2500			6000	2500
Digital Database	NIL					
CD & Video	150	30000			150	3000
Others (specify) PERIODICALS	12	4191			12	4191

4.4. Technology up gradation (overall)

	Total Computers	Computer Labs	Internet	Browsing Centres	Computer Centres	Office	Departments	Others
Existing	68	30	24	3	19	19	NIL	NIL
Added				NIL	1		NIL	NIL
Total	68	30	24	3	20	19	NIL	NIL

4.5. Computer, Internet access, training to teachers and students and any other programme for technology upgradation (Networking, e-Governance etc.)

Capacity building initiative for teaching and non teaching staff .

4.6. Amount spent on maintenance in lakhs :

i) ICT	1150
ii) Campus Infrastructure and facilities	800000
iii) Equipments	64890
iv) Others	16100
Total :	882140

Criterion – V

5. Student Support and Progression

5.1. Contribution of IQAC in enhancing awareness about Student Support Services

Develop a system for conscious consistent and dynamic improvement in over all performance of the institution

5.2. Efforts made by the institution for tracking the progression

The placement cell of the college activity involved in placement activities and made efforts for tracking the students.

5.3. (a) Total Number of students

UG	PG	Ph. D.	Others
100	57		6

(b) No. of students outside the state

NIL

(c) No. of international students

NIL

No	%
10	10

Men

Women

No	%
90	90

Last Year						This Year					
General	SC	ST	OBC	Physically Challenged	Total	General	SC	ST	OBC	Physically Challenged	Total
39	11	2	49	NIL	100	36	13	5	46	NIL	100

Demand ratio

Dropout %

5.4. Details of student support mechanism for coaching for competitive examinations (If any)

Coaching classes for competitive exam like SET, NET

No. of students beneficiaries

30

5.5. No. of students qualified in these examinations

NET	7	SET/SLET	28	GATE		CAT	
IAS/IPS etc		State PSC		UPSC		Others	

5.6. Details of student counselling and career guidance

Organised student counselling classes and career guidance classes as a part of placement cell

No. of students benefitted

98

5.7. Details of campus placement

<i>On campus</i>			<i>Off Campus</i>
Number of Organizations Visited	Number of Students Participated	Number of Students Placed	Number of Students Placed

5.8. Details of gender sensitization programmes

Women cell has organised programmes for gender

5.9. Students Activities

5.9.1. No. of students participated in Sports, Games and other events

State/ University level

2

CHESS

National level

International level

No. of students participated in cultural events

State/ University level

2

National level

International level

5.9.2. No. of medals /awards won by students in Sports, Games and other events

Sports : State/ University level

National level

International level

Cultural: State/ University level

2

National level

International level

5.10. Scholarships and Financial Support

	Number of students	Amount
Financial support from institution	20	10600
Financial support from government	15	262445
Financial support from other sources		
Number of students who received International/ National recognitions		

5.11. Student organised / initiatives

Fairs : State/ University level ☐ National level ☐ International level ☐
Exhibition: State/ University level ☐ National level ☐ International level ☐

5.12. No. of social initiatives undertaken by the students

5.13. Major grievances of students (if any) redressed:
Grievance regarding physical facilities in the campus

Criterion – VI

6. Governance, Leadership and Management

6.1. State the Vision and Mission of the institution

VISION: EXCELLENCE AND COMMITTED SERVICE IN EVERY REALM OF TEACHING ENDEAVOUR
MISSION: TO NURTURE THE HOLISTIC DEVELOPMENT OF PROSPECTIVE TEACHERS FOR JUST AND HUMAN SOCIETY

6.2. Does the Institution has a management Information System

No

6.3. Quality improvement strategies adopted by the institution for each of the following:

6.3.1. Curriculum Development

CURRICULUM PRESCRIBED BY KANNUR UNIVERSITY AS STIPULATED BY NCTE IS FOLLOWED

6.3.2. Teaching and Learning

INTERACTIVE CLASSROOMS ARE ESTABLISHED

6.3.3. Examination and Evaluation

CLASS TESTS, TERMINAL EXAMS, MODEL EXAMINATIONS, ETC ARE CONDUCTED ON THE PRESCRIBED SYLLABUS. IN ADDITION TO THIS SUBJECT COMPETENCE TEST, CONCEPTUAL AWARENESS TEST ARE CONDUCTED FOR OPTIONAL CLASSES.

6.3.4. Research and Development

FACULTY MEMBERS HAVE REGISTERED FOR PHD
RESEARCH PROJECTS ARE UNDERTAKEN
CLASSROOM BASED RESEARCH WORKS ARE UNDERTAKEN

6.3.5. Library, ICT and physical infrastructure / instrumentation

OPAC IS AVAILABLE FOR RETRIEVAL OF DOCUMENTS
ALL SECTIONS IN THE LIBRARY ARE COMPUTERISED

6.3.6. Human Resource Management

AVAILABLE HUMAN RESOURCES ARE UTILISED

6.3.7. Faculty and Staff recruitment

STAFF RECRUITMENT IS DONE AS PER NORMS OF THE UNIVERSITY
AND STATE GOVERNMENT

6.3.8. Industry Interaction / Collaboration

Nil

6.3.9. Admission of Students

ADMISSION IS DONE AS PER THE CENTRALISED ALLOTMENT LIST
GIVEN BY THE STATE GOVERNMENT AND AS PER KANNUR
UNIVERSITY

6.4. Welfare schemes for

Teaching	
Non teaching	
Students	SCHOLARSHIPS MERIT CUM MEANS SCHOLARSHIPS

6.5. Total corpus fund generated

6.6. Whether annual financial audit has been done Yes ☐ No ☐

6.7. Whether Academic and Administrative Audit (AAA) has been done?

Audit Type	External		Internal	
	Yes/No	Agency	Yes/No	Authority
Academic	Yes	Govt.		
Administrative				

6.8. Does the University/ Autonomous College declares results within 30 days?

For UG Programmes Yes ☐ No ☐

For PG Programmes Yes ☐ No ☐

6.9. What efforts are made by the University/ Autonomous College for Examination Reforms?

UNIVERSITY GIVES FREEDOM TO ORGANISE DIFFERENT PROGRAMMES
(CURRICULAR AND EXTRACURRICULAR) AS THE COLLEGE WISHES

6.10. What efforts are made by the University to promote autonomy in the affiliated/constituent colleges?

CONSCIENTISATION PROGRAMMES IN DIFFERENT DIMENSIONS ARE
ORGANISED, FOR DEMONSTRATION CLASSES IN VARIOUS SUBJECTS
COMPETENT ALUMNI ARE INVITED AND THEIR RESOURCE IS UTILISED

6.11. Activities and support from the Alumni Association

Financial support from alumni . Alumni organised many academic programmes . every year

6.12. Activities and support from the Parent – Teacher Association

Financial awards for toppers of each optional subject in university examination.

6.13. Development programmes for support staff

PKM Staff Association carried out many welfare programmes for the support staff

6.14 Initiatives taken by the institution to make the campus eco-friendly

CAMPUS IS PLASTIC FREE AND 'GREEN'. SAPLINGS ARE PLANTED ON ENVIRONMENT DAY, AND ON OTHER SPECIAL OCCASIONS BY PROMINENT VISITORS. A BIO-DIVERSITY PARK IS MAINTAINED BY THE STAFF AND STUDENTS

Criterion – VII

7. Innovations and Best Practices

7.1. Innovations introduced during this academic year which have created a positive impact on the functioning of the institution. Give details.

Organised activities which are beneficial for the community

7.2. Provide the Action Taken Report (ATR) based on the plan of action decided upon at the beginning of the year

Conducted activities to make environmental consciousness and sustainability

7.3. Give two Best Practices of the institution (*please see the format in the NAAC Self-study Manuals*)

Energy conservation initiatives, Funded projects

**Provide the details in annexure (annexure need to be numbered as i, ii,iii)*

7.4. Contribution to environmental awareness / protection

Plastic free campus. Medicinal and vegetable garden. Eco-friendly activities throughout the year.


7.5. Whether environmental audit was conducted? Yes ☐ No ☒

7.6. Any other relevant information the institution wishes to add. (for example SWOT Analysis)


AWARENESS SESSIONS ARE ORGANISED BY NATURE CLUB AND HAS CREATED POSITIVE INPUTS. PLANTING OF SAPLINGS HAS HELPED TO PROTECT AND CREATE THE CAMPUS GREEN

8. Plans of institution for next year

Better Academic facilities and infrastructural facilities. Organise more outreach activities. More research oriented faculties and students.

Name Dr. REKHA K.R


Signature of the Coordinator, IQAC

Name Dr. Stephen T.A



Signature of the ~~Chairperson~~ ^{Principal}, IQAC

P.K.M. COLLEGE OF EDUCATION
KAITHAPRAM. P. O., MADAMPAM
SREEKANDAPURAM, KANNUR DT.,-670631

Annexure I

Abbreviations:

CAS	-	Career Advanced Scheme
CAT	-	Common Admission Test
CBCS	-	Choice Based Credit System
CE	-	Centre for Excellence
COP	-	Career Oriented Programme
CPE	-	College with Potential for Excellence
DPE	-	Department with Potential for Excellence
GATE	-	Graduate Aptitude Test
NET	-	National Eligibility Test
PEI	-	Physical Education Institution
SAP	-	Special Assistance Programme
SF	-	Self Financing
SLET	-	State Level Eligibility Test
TEI	-	Teacher Education Institution
UPE	-	University with Potential Excellence
UPSC	-	Union Public Service Commission



Criterion I: Curricular Aspects

Criterion II : Teaching Learning and Evaluation

Criterion III : Research, Innovations and Extension

Criterion IV : Infrastructure and Learning Resources

Criterion V : Student Support and Progression

Criterion VI : Governance Leadership and Management

Criterion VII : Institutional Values and Best Practices