



**PKM COLLEGE OF
EDUCATION, MADAMPAM**

Accredited by NAAC with A grade (Second cycle
4point scale) RUSA 2.0 Beneficiary, UGC 20.12.18

MATHEMATICS DEPARTMENT

**&
IQAC**

INTERNATIONAL WEBINAR

ON

RESEARCH TECHNIQUES IN STATISTICS USING ANALYTICS

Date:08/07/2021

Time:10.30 AM

On Google meet

PROGRAMME

INAUGURAL SESSION

Prayer:

Welcome speech : Dr Sholy Joseph K

**Assistant professor, pkm
college of education**

presidential address : Dr Jessy NC



**Principal, pkm
college of education**

Inauguration : Dr Sabu A , FAS



**Pro-vice chancellor,
Kannur university**

Felicitation:Dr M Omanaseelan



**Principal,
GBCTE
Thalassery**

:Sayooj V V

**Student council
president**

Vote of thanks : Jisna Baby

Student coordinator

TECHNICAL SESSION

Welcome speech: Maneesha Babu

Student representative

Resource session:Teenu Maria James



**MS in big data analytics,
University of Derby**

Vote of thanks:Anusree M

Student representative



REGISTRATION

- **REGISTRATION IS FREE**
- **LAST DATE FOR REGISTRATION:07/07/2021**
- **E CERTIFICATE WILL BE ISSUED WITHIN A WEEK**
- **PLATFORM:GOOGLE MEET**

**Click here for
registration**

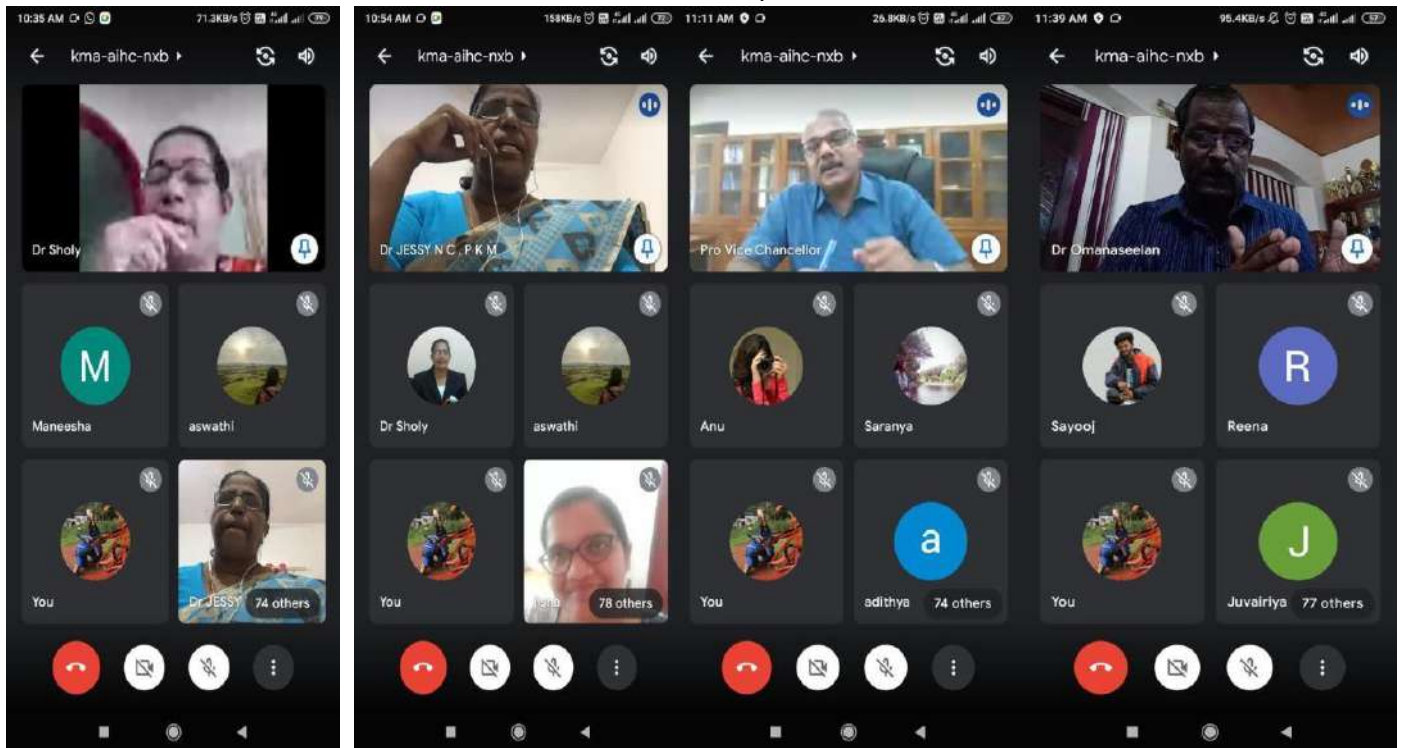


REPORT ON INTERNATIONAL WEBINAR ON RESEARCH TECHNIQUES IN STATISTICS USING ANALYTICS

Department of Mathematics ,PKM College of education in association with IQAC and mathlovers club had conducted an international webinar on Research techniques in statistics using analytics as a part of national statistics day on 8 July 2021,at 10:30 AM virtually through Google meet platform. The main aim of the programme was to bring the people with a research mind to a single platform.

National Statistics Day is celebrated on June 29 on the birth anniversary of late Professor Prasanta Chandra Mahalanobis. Often referred to as the 'father of Indian statistics', Mahalanobis, was born on June 29, 1893, in Calcutta (now Kolkata), West Bengal. PC Mahalanobis is best remembered for the Mahalanobis distance, a statistical measure and for being one of the members of the first Planning Commission of India. He founded the Indian Statistical Institute (ISI) and contributed to the design of large-scale sample surveys. End Hunger, Achieve Food Security and Improved Nutrition and Promote Sustainable Agriculture (Sustainable Development Goal or SDG 2 of the UN) is the theme of this year's National Statistics Day. Goal 2 seeks "sustainable solutions to end hunger in all its forms by 2030 and to achieve food security. Considering the time of the resource person and and the college, the celebration was shifted to 8 July 2021.

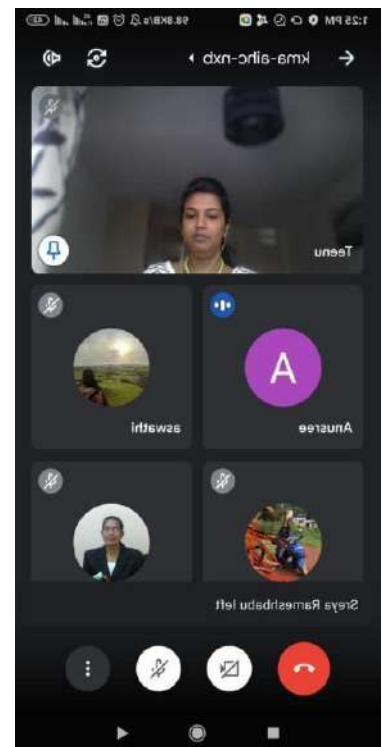
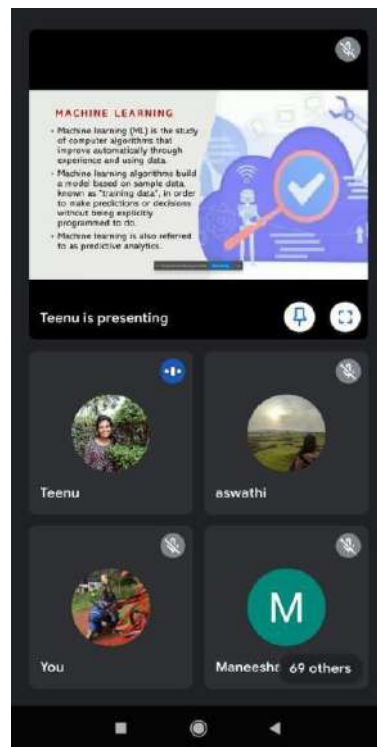
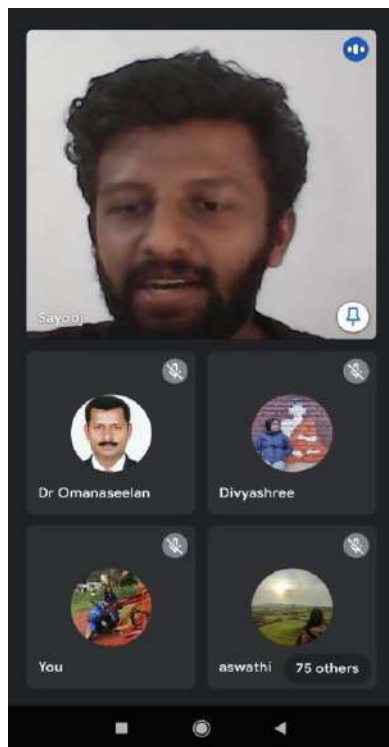
The registration for the webinar was done using the google form and all the participants had filled the registration form. The programme starts sharply at 10:30 AM. The programme was having two sessions, the inaugural session and the technical session. The inaugural session started with the college prayer. It was followed by the welcome address delivered by the staff coordinator Dr.Sholy Joseph K. Then the presidential address was done by Dr. Jessy NC, Principal, PKM College of education Highlighting the importance of promoting research among student teachers. Then the inauguration for the webinar was given by Dr. Sabu A, pro vice chancellor of Kannur university, who highlighted the importance of statistics in the developmental planning of our nation. He also highlighted The importance of ISI in making a qualified human resource, which was an important contribution of Professor Mahalanobis and stress The importance of statistics



in research areas. The benedictory address was given by Rev. Fr. Philip Ramachanatt, who blessed the program with his beautiful words.

The felicitation address was given by Dr. Omanaseelan, Principal Government Brennen College of teachers education who highlighted the research techniques in statistics . He was followed by the felicitation by student council president Mr. Sayooj VV. The inaugural session came to an end by the vote of thanks by Ms. Jisna Baby, the student coordinator.

The technical session was started by the welcome speech by Ms. Maneesha Babu, the student representative. Then comes the technical session by the resource person, Ms. Teenu Mariya James, Who is doing her masters degree in big data analytics from university of Derby, England. She highlighted the importance of statistics in day to day life especially in the weather forecasting, robotics, medical field, GPT-3(generative pretrained Transformer 3- artificial intelligence), machine learning, election etc. The resource person also try to make the class more interesting by showing videos regarding the beauty of data visualisation and the ways in which the statistician use it in order to interpret a huge data to be understood by a common man. She also gave an idea to the participants on how to get started in Data Analytics with the help of her own project on heart patients. She says the importance steps are formulating hypothesis, understanding data, data cleaning, selection of data, data preparation, selection of model, model presentation and model prediction. Then she entered into one of the most important as well as interesting topics of ethics, trust and Governance of this data using the example of election of America in 2016. The session was interesting and drew the attention of the participants.



Then there was an interactive session, where participants asked their queries regarding the session. The event marked its conclusion with the Vote of Thanks delivered by Mrs. Anusree M, student representative. About 81 participants took part in the webinar. A link was given to fill

the feed back form at the end of the session and the certificate was given to all participants who filled the feed back form.

INTERNATIONAL WEBINAR ON RESEARCH TECHNIQUES IN STATISTICS USING ANALYTICS
FEEDBACK FORM
* Required

Email *
 Your answer

Full Name *
 Your answer

Designation *
 Your answer

College/University
 Your answer

How would you rate the overall webinar experience? *

Excellent
 Good
 Fair
 Average
 Poor

How helpful was the webinar for you? *

Extremely helpful
 Very helpful
 Somewhat helpful
 Not so helpful
 Not at all helpful

Would you say the event was interactive? *

No, the communication was one way
 Yes, it was very interactive

Would you like to attend more events like this from our organization? *

Yes
 No

The duration of the event was just right. (Not too long or not too short) *

Strongly disagree
 Disagree
 Neutral
 Agree
 Strongly Agree

Do you have any other comments / suggestions that would help us make future events better? *

Your answer

Send me a copy of my responses.

View similar surveys on Google Forms

[Request edit access](#)

This content is neither created nor endorsed by Google. [Report Abuse](#) [Terms of Service](#) [Privacy Policy](#)

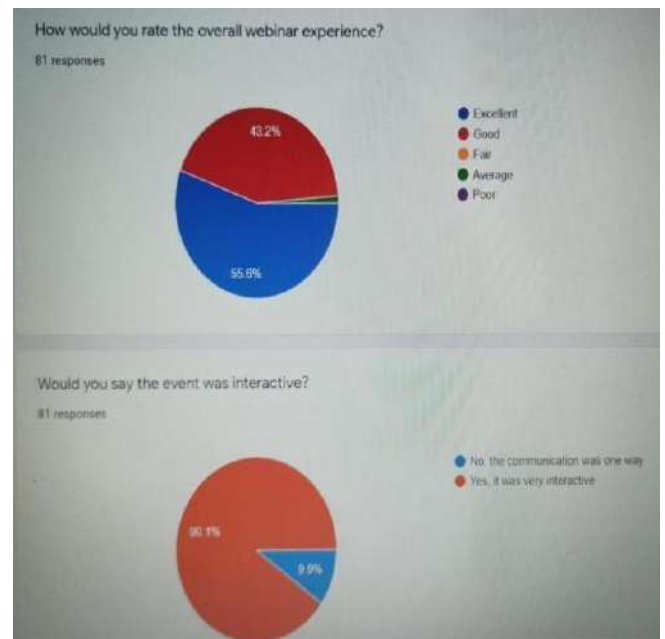


EVALUATION

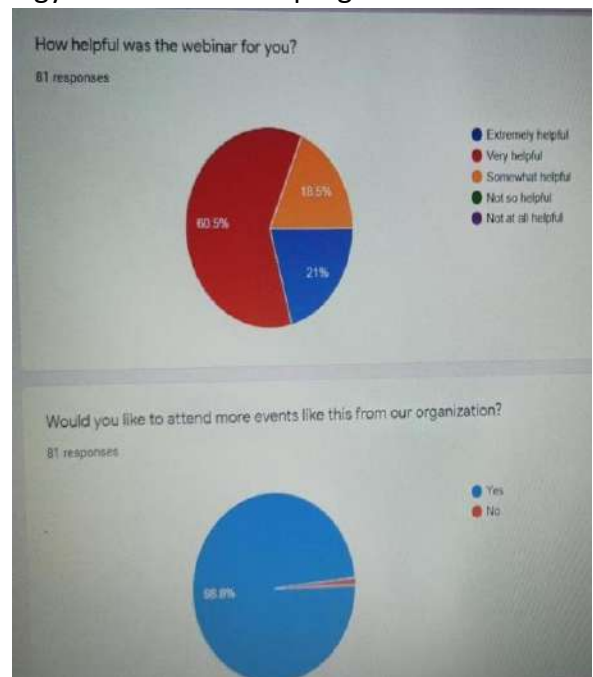
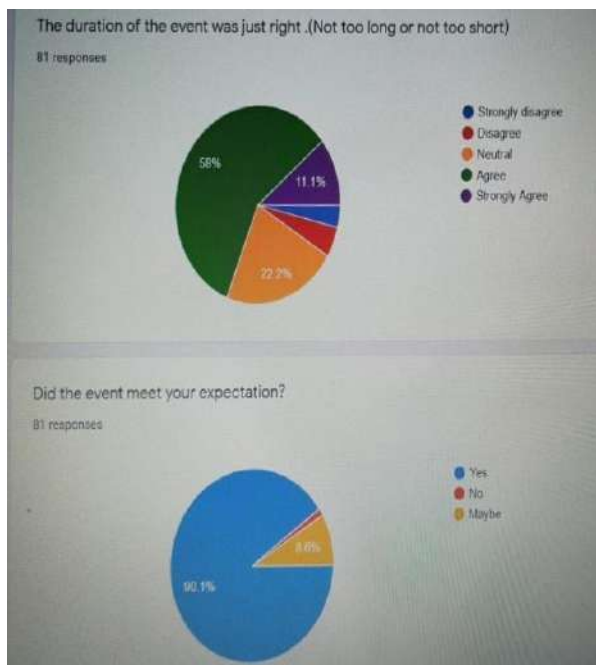
3. Designation

PIE CHART

- Student - 60
- Research Scholar - 2
- Faculty - 17



81 People participated in the webinar, out of which 60 were students, 2 were research Scholars and 17 were faculties. About 55.6 % of the participants rated the overall webinar experience as excellent and about 43.2% of the participants rated it as good. About 9.1 % of the participants opinioned that the event was very much interactive. About 11.1% of the participants strongly agree that the duration of event was not too long or not too short and 58% of them agree to that and 22.22% it partially agree and partly disagree to this statement. Out of this 81 participants almost 21% of them, got extreme use out of this ,60.5% got very much use and 18.5% got some what use out of this seminar. Also 98.8% of the participants like to attend more such events from the college. This data gives useful information and insight on what all things we have to be careful and to improve in our future programs and gives the energy to conduct more programs like this.



PRE-WEBINAR PLANNINGS

The first discussion off the webinar was conducted on 23rd June 2021. By 25th June 2021Ms. Teenu mariya James was selected as the resource person for the webinar. On that day itself the staff coordinator Dr. Sholy Joseph K selected Ms. Jisna Baby as the student coordinator and asks to distribute different duties to others. Then all 8 students taken up different parts. Registration form was made by Ms. Maneesha Babu, brochure by Mrs. Archana Madhusoodanan, the feedback form and certificate was made by Ms. Sandhra Biju and Ms. Jesmi George and the responsibility of the WhatsApp group was taken by Mrs. Anusree M and Ms. Aswathi. The program was scheduled by Ms. Sandhra Biju and sharing during the program was done by Ms. Maneesha Babu. The anchoring for the whole program was done by Ms. Aswathi. The whole program was recorded by Ms. Jesmi George and Ms. Maneesha Babu. The news paper report was made by Toby S Abraham. All coordinated well and all 8 students do their part as best as possible.