



P.K.M. COLLEGE OF EDUCATION

MADAMPAM, KAITHAPRAM P. O., KANNUR – 670 631

(Govt. Aided Teacher Education Institution affiliated to Kannur University)

Recognized by NCTE included under UGC 2(f) & 12(B) category

Accredited by NAAC with 'A' Grade, (Second cycle -4 point scale), RUSA 2.0 beneficiary

1.2.2: Average Number of Value-added courses offered during the last five years

&

1.2.3: Percentage of Students enrolled in the Value-added courses mentioned at 1.2.2 during the last five years

TECHIES-VALUE ADDED COURSE ON PHOTOSHOP

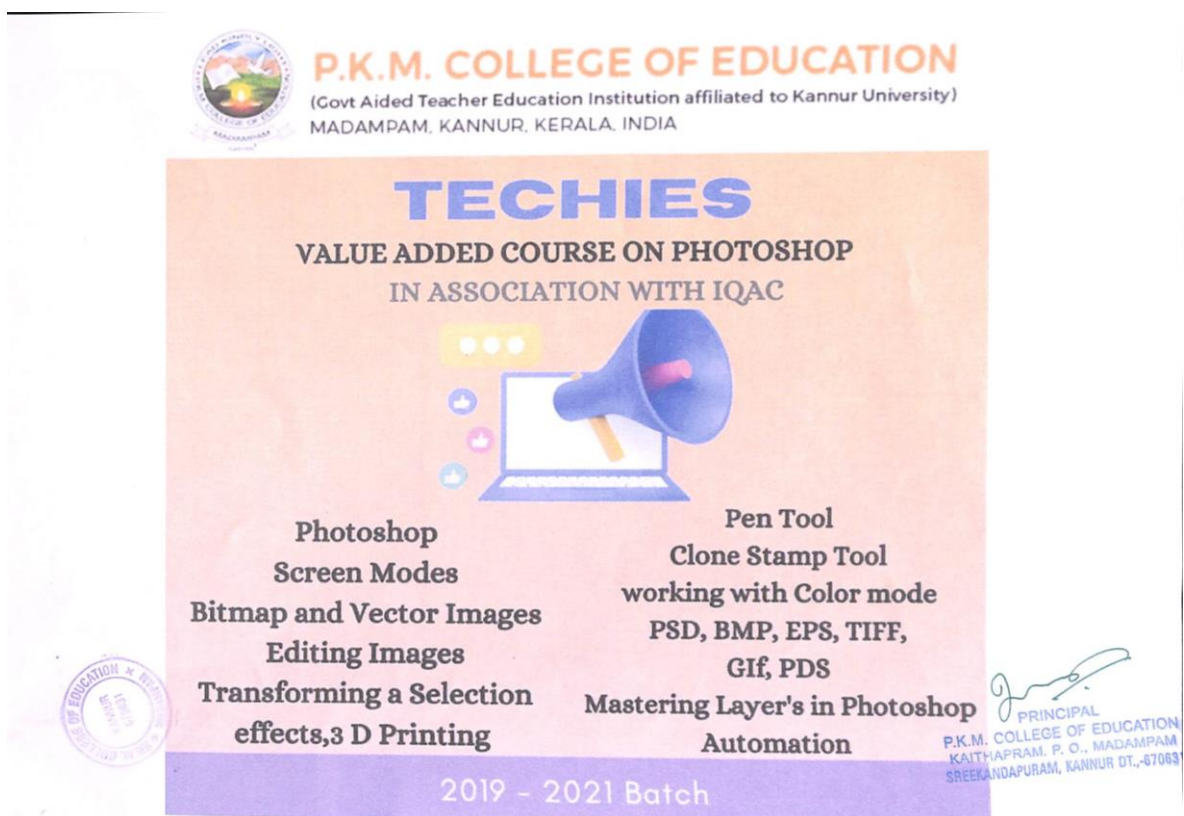


1.2.2: Average Number of Value-added courses offered during the last five years

&

1.2.3: Percentage of Students enrolled in the Value-added courses mentioned at 1.2.2 during the last five years

Name of the Course: Techies-Value Added Course on Photoshop

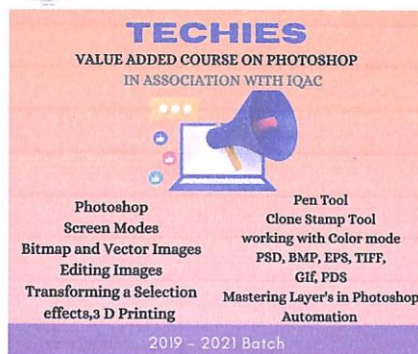


The image shows a certificate for a value-added course. At the top left is the logo of P.K.M. College of Education. The text reads: "P.K.M. COLLEGE OF EDUCATION (Govt Aided Teacher Education Institution affiliated to Kannur University) MADAMPAM, KANNUR, KERALA, INDIA". The main title is "TECHIES VALUE ADDED COURSE ON PHOTOSHOP IN ASSOCIATION WITH IQAC". Below this is an illustration of a laptop with a megaphone and social media icons. The course topics are listed in two columns: Photoshop, Screen Modes, Bitmap and Vector Images, Editing Images, Transforming a Selection effects, 3D Printing, Pen Tool, Clone Stamp Tool, working with Color mode, PSD, BMP, EPS, TIFF, Gif, PDS, Mastering Layer's in Photoshop, and Automation. The bottom of the certificate features a purple banner with "2019 - 2021 Batch" and a signature of the Principal with the college's name and address: "P.K.M. COLLEGE OF EDUCATION, KAITHAPPAM, P. O., MADAMPAM, SREEKANDAPURAM, KANNUR DT., -670637".

REPORT OF VAC: TECHIES



P.K.M. COLLEGE OF EDUCATION
(Govt Aided Teacher Education Institution affiliated to Kannur University)
MADAMPAM, KANNUR, KERALA, INDIA



The Value Added Course on Photoshop “TECHIES” was conducted by PKM College of Education from January 20, 2020 to June 24, 2021. The course was designed to help students learn the basics of Adobe Photoshop, a popular software program for photo editing and graphic design. The course covered a variety of topics, including working with layers, using selection tools, applying filters and effects, and creating digital paintings. 16 students participated in the course. The course was conducted by a team of experts from PKM College of Education. The course provided students with a hands-on introduction to Adobe Photoshop. The course covered a wide range of topics that are relevant to both photo editing and graphic design. The course was conducted by experienced faculty members who provided personalized feedback and support. The course provided a valuable opportunity for students to learn new skills and improve their creativity.



PRINCIPAL
P.K.M. COLLEGE OF EDUCATION
KAITHAPRAM P.O, MADAMPAM
SREEKANDAPURAM, KANNUR DT.,-670631

P.K.M.COLLEGE OF EDUCATION,MADAMPAM
"TECHIES"- 2019-2021- VALUE ADDED COURSE ON
PHOTOSHOP
SYLLABUS (30 HOURS)
MAXIMUM MARKS-50
(THEORY + PRACTICAL + INTERNAL)
COURSE CODE: THPKM19

Learning outcomes :

- 1.Gain a thorough understanding of Photoshop basics, including the toolbar, menu bar, and file handling.
- 2.Acquire proficiency in creating and saving documents using various screen modes.
- 3.Develop skills in selecting workspaces, handling preferences, and understanding image resolution.
4. Master techniques for editing and transforming images, including cropping, rotating, and resizing.
- 5.Learn techniques for scaling, rotating, distorting, and warping selections.
6. Apply these skills to transform images, including converting black and white images to color.
- 7.Understand the color picker dialog box, eyedropper tool, and color palettes.
- 8.Develop proficiency in using drawing tools, such as the ellipse tool, custom shape tool, pen tool, and gradient tool.
9. Understand different color modes in Photoshop, such as RGB, CMYK, and grayscale.
- 10.Acquire proficiency in working with layers, including creating, merging, and masking layers .




PRINCIPAL
P.K.M. COLLEGE OF EDUCATION
KAITHAPRAM P.O, MADAMPAM
SREEKANDAPURAM, KANNUR DT.,-670631

11. Apply filters for artistic effects and manipulation, enhancing design creativity.

12. Gain proficiency in exporting images in various formats like PSD, EPS, JPEG, GIF, TIFF, PDF, BMP, TGA, PNG, etc.

13. Apply knowledge to create professional designs, such as brochures and visiting cards.

UNIT 1-Photoshop introduction

A brief introduction of Photoshop, Toolbar, Menu Bar, Options Bar, Opening a File, Screen Modes, Standard Screen Mode, Full Screen Mode with Menu Bar, Creating a New Document, Saving Files and Quitting Photoshop.

UNIT 2- Document Window

Selecting Workspace, keyboard Shortcuts and Menu File Handling Preferences and cursor Preferences, Differences between Bitmap and Vector Images, Understanding Image Resolution, Understanding Pixel Logic, Changing the Resolution of an image. Changing the Size of a Document, Re-sampling an image, Editing Images, Rotating an image, Cropping Image, Hiding an Image Instead of Cropping, Adjusting the Canvas Size, Duplicating an Image.

UNIT 3- Working with Selections

working with Selection Tools, Marquee Tools, Lasso Tools, Magic Wand Tool, Making a Selection Based on Color Range, Modifying a Selection, Adding and Subtracting from a Selection, Expand and Contract Commands, Grow and Similar Commands Refine Edges, Inverse Selection

Assignment Background, Different Selection, Change the background of foreground.



Imb
S.K.M. COLLEGE OF EDUCATION
KATHAPRAM P.O, MADAMPAM
SREEKANDAPURAM, KANNUR DT.,-670631

UNIT 4- Transforming a Selection

Scaling a Selection, Rotating a Selection, Distorting a Selection, Skewing a Selection, Warping a Selection, Saving and Loading Selection.

Assignment Black & white to colour.

UNIT 5-Setting the Current Foreground and Background Colours through Pen tool

The Colour Picker Dialog Box, Eyedropper Tool, the Colour Palette, the Swatches Palette, the Drawing Tools Using Ellipse Tool, Custom Shape, Pen Tool, Painting Tools, And Gradient Tool.

Assignment: Tracing image

UNIT 6- Stationary Items, Advertising Items

Paint Bucket Tool, Brush Tool, Pencil Tool, Colour Replacement Tool, Retouching Tools, Spot Healing Brush Tool, Healing Brush Tool, Patch Tool, Clone Stamp Tool, Pattern Stamp Tool, Eraser Tools, Background Eraser & Magic Eraser Tool, Blur Tool, Sharpen Tool, Smudge Tool, Dodge Tool, Burn and Sponge Tool.

UNIT 7-Working with colour mode

Different Colour Modes in Photoshop, The RGB Colour Mode, The CMYK, Indexed, Duotone, Greyscale, HSB, Lab, Multichannel Colour Mode, Changing the Colour Mode, Making Colour Adjustments, Colour Levels, Curves palette, Brightness/Contrast Palette, Hue/Saturation, Histogram Palette, Variations Command, File Formats in Photoshop, Photoshop Document (PSD) Bitmap



PRINCIPAL
P.K.M. COLLEGE OF EDUCATION
KAITHAPRAM P.O, MADAMPAM
SREEKANDAPURAM, KANNUR DT.,-670631

(BMP), Encapsulated PostScript (EPS), Tagged Image File Format (TIFF)
Graphics Interchange Format (GIF), Joint Photographic Experts Group UPEG).

Portable Document Format (PDF).

Assignment: using Logical color for digital painting and all other assignments.

UNIT 8 - Mastering Layers in Photoshop

About the LAYERS Palette, Working with Layen, Creating a New Layer, Hiding and Showing Layers, Deleting Layers, Deleting a Layer using Layer Menu, Changing the Stacking Order of the Layer, Relocating Layers in the image, Merging Layers, Flattening Images, Moving Layers between Images, Linking and Un linking Layers, Working with Adjustment Layers, Applying blend Modes, Masking Layers, Layer Masking, Vector Masking Type Masking, Shape Masking.

Assignment: Matte Painting, Some logical Layer merging assignments.

UNIT 9-Layer Style and Filter Effects


Layer Style & Layer Style Dialog Box, Applying a Layer Style Copying Styles Clearing Styles, Creating Layers from Layer Styles, using filters, About Smart Objects and filters.

Assignment: Background Making for Movie, Poster and etc.

UNIT 10-Layer Style and Filter Effects

Creating a Smart Object, Editing Smart Objects, Filter Gallery, Applying the Mosaic Tiles Filter, Liquify Filter, Applying the Vanishing Point Filter, Applying the Artistic Filters, Applying the Blur Filters, Applying the Brush Stroke Filters, Distort and Noise Filters, Sketch Filters, Render Filters.




PRINCIPAL
P.K.M. COLLEGE OF EDUCATION
KAITHAPRAM P.O, MADAMPAM
SREEKANDAPURAM, KANNUR DT.,-670631

Assignment: BG Making for Movie, Poster and etc.

UNIT 11- Automation, 3D and printing in Photoshop

Creating an Action, Performing Photo merge in Photoshop, Text Editing in Photoshop, Finding and Replacing Text, Creating 3D Artwork in Photoshop, Creating a 3D Shape, Editing 3DShape, Loading a New Texture to 3D Shape, Animation in Photoshop.


Assignment: 3D Shapes, Text and etc.

UNIT 12- Exporting Formats

PSD, Eps, Jpeg, Gif, Tiff, PDF,BMP, TGA, PNG,etc.

Assignments- Brochure and Visting card




PRINCIPAL
P.K.M. COLLEGE OF EDUCATION
KAITHAPRAM P.O, MADAMPAM
SREEKANDAPURAM, KANNUR DT.,-670631



P.K.M. COLLEGE OF EDUCATION, MADAMPAM
TECHIES
VALUE ADDED COURSE ON PHOTOSHOP
STUDENT LIST -2019-2021

TECHIES			
VALUE ADDED COURSE ON PHOTOSHOP			
2019-2021 Batch			
Sl No	Reg No	Name of the candidate	Optional subject
1	PM19EDEN07	SIONA JACOB	English
2	PM19EDML02	AKHILA E.K.	Malayalam
3	PM19EDML04	SAYONA JOSE	Malayalam
4	PM19EDMM06	ARSHA M.	Mathematics
5	PM19EDMM08	YAMUNA M.M.	Mathematics
6	PM19EDNS04	BENCY SCARIA	Natural Science
7	PM19EDPS03	ALAN MARIA JOHN	Physical Science
8	PM19EDPS04	ANJUSHA KURIAN	Physical Science
9	PM19EDPS05	ARUSHI CYRIL	Physical Science
10	PM19EDPS06	ASHLY KURIAKOSE	Physical Science
11	PM19EDPS08	BIJLA K. K.	Physical Science
12	PM19EDPS09	SWATHI C. V.	Physical Science
13	PM19EDPS10	SWEETYMOL SHAJI	Physical Science
14	PM19EDSS03	ANJU A.	Social Science
15	PM19EDSS05	MEGANA K.K.	Social Science
16	PM18EDPS10	SONIA CYRIAC	Physical Science



PRINCIPAL
P.K.M. COLLEGE OF EDUCATION
KAITHAPRAM P. O., MADAMPAM
SREEKANDAPURAM, KANNUR DT.,-670631