




P K M COLLEGE OF EDUCATION

MADAMPAM, KAITHAPRAM P O, KANNUR – 670631
(Govt. Aided Teacher Education Institution affiliated to Kannur University)
Recognized by NCTE, Included under UGC 2(f) & 12B category
Accredited by NAAC with 'A' Grade, (Second cycle -4 point scale)
RUSA 2.0 beneficiary institution

STUDENT FEEDBACK ON CURRICULUM 2021-22

INTERNAL QUALITY ASSURANCE CELL




PRINCIPAL
P.K.M. COLLEGE OF EDUCATION
KAITHAPRAM. P. O., MADAMPAM
SREEKANDAPURAM, KANNUR DT.,-670631

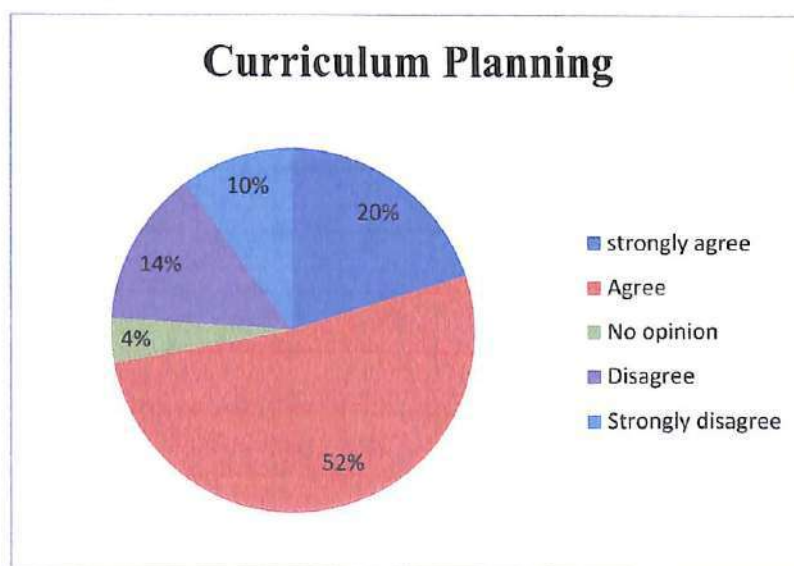
REPORT OF THE FEEDBACKS ON THE SYLLABUS AND ITS TRANSACTIONS FROM THE STUDENTS

ACADEMIC YEAR 2021-22

PKM College of education obtained feedback on syllabus and its mode of transaction from the students of various streams during the academic year 2021-22. IQAC circulated a questionnaire with 15 questions to collect responses from the students.

1. Institution's curriculum planning is a collaborative effort.

Curriculum planning	No. of Respondents	Percentage
Strongly agree	10	20%
Agree	26	52%
No opinion	2	4%
Disagree	7	14%
Strongly disagree	5	10%
Total	50	100%



From the above data on curriculum planning shows that 52% students are agreed with the statement of institutions curriculum planning is a collaborative effort. 4 % students are disagreed with this statement.

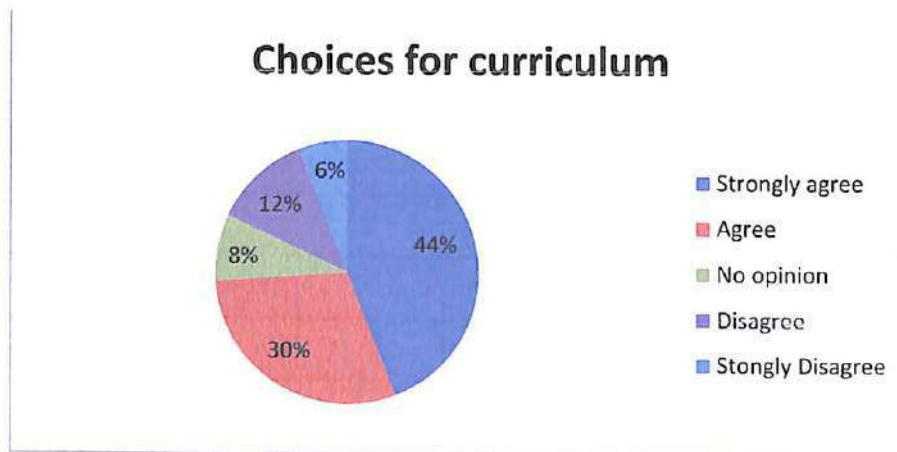


PRINCIPAL

P.K.M. COLLEGE OF EDUCATION
KAITHAPRAM, P. O., MADAMPAM
SREEKANDAPURAM, KANNUR DT.,-670631

2. Curriculum provides adequate choices of Courses and Elective to the students.

Choices of curriculum	No. of Respondents	Percentage
Strongly agree	22	44%
Agree	15	30%
No opinion	4	8%
Disagree	6	12%
Strongly disagree	3	6%
Total	50	100%




Curriculum provides adequate choices of courses and elective to the students. 44 % students are strongly agreed and 6 % students are disagreed with these statement.

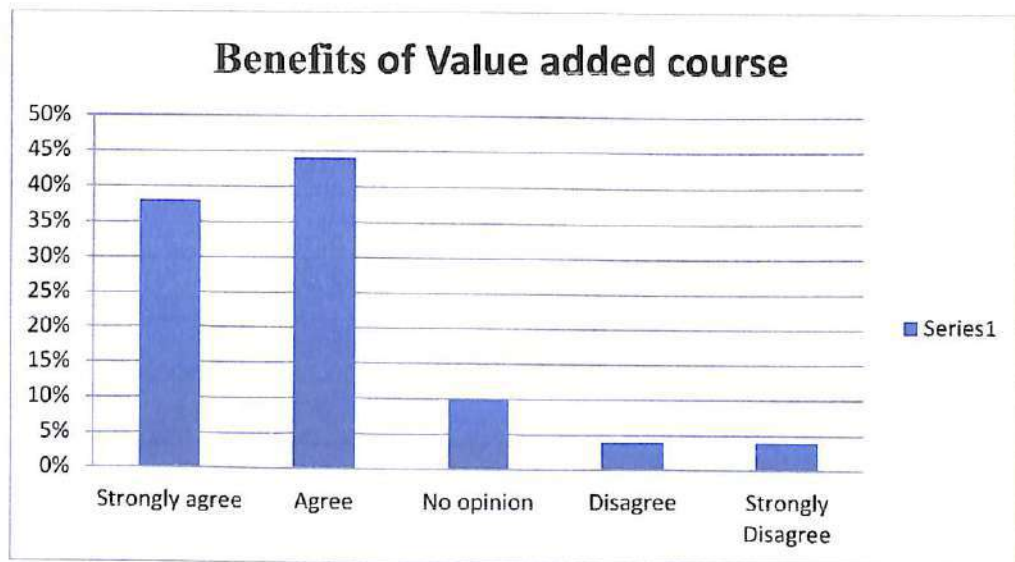
3. Provided Value added course improves the professional skills.

Benefits of value added course	No. of Respondents	Percentage
Strongly agree	19	38%
Agree	22	44%
No opinion	5	10%




PRINCIPAL
P.K.M. COLLEGE OF EDUCATION
KAITHAPRAM. P. O., MADAMPAM
SREEKANDAPURAM, KANNUR DT.,-670631

Disagree	2	4%
Strongly disagree	2	4%
Total	50	100%




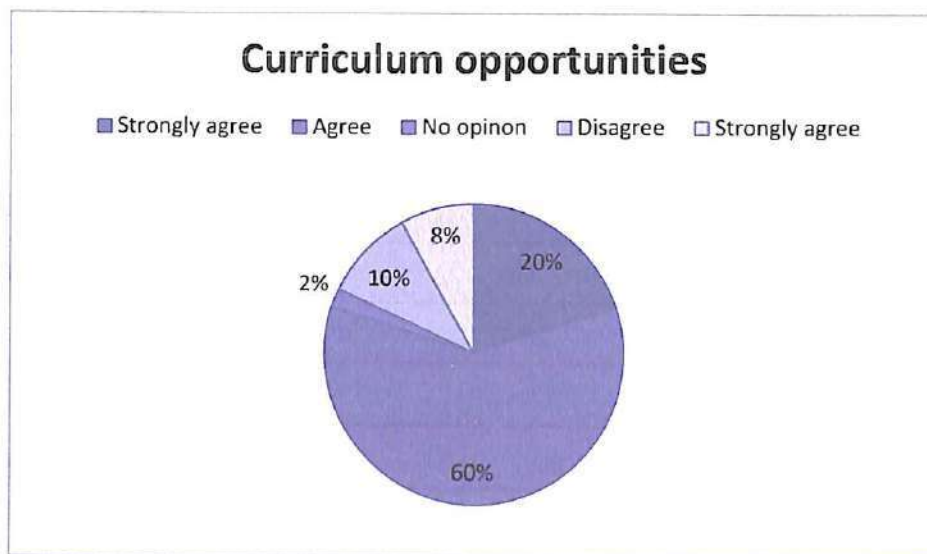
From the above diagram ,44 % students are agreed with the value added course improves professional skills and only 4% students are disagreed .

4. The curriculum provides opportunities for enriching the knowledge and skills.

Curriculum opportunities	No. of Respondents	Percentage
Strongly agree	10	20%
Agree	30	60%
No opinion	1	2%
Disagree	5	10%
Strongly Disagree	4	8%
Total	50	100%




PRINCIPAL
P.K.M. COLLEGE OF EDUCATION
KAITHAPRAM. P. O., MADAMPAM
SREEKANDAPURAM, KANNUR DT.,-670631




From the above graph shows that the Curriculum provides opportunities for enriching the knowledge and skills .majorly 60 % students are agreed with this statement and 10 % students are disagreed with this statement.

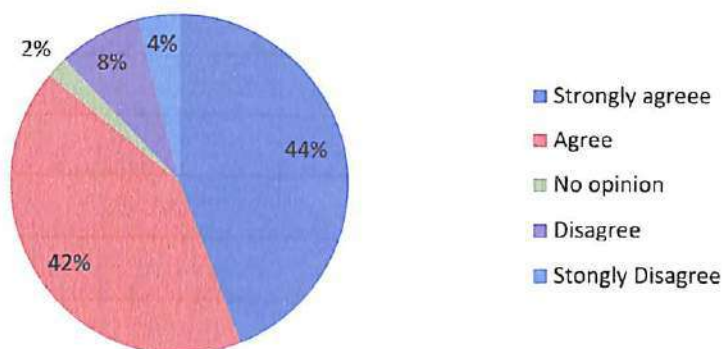
5. Curriculum provides opportunities to familiarize with different school system.

Curriculum opportunities to different school system	No. of Respondents	Percentage
Strongly agree	22	44%
Agree	21	42%
No opinion	1	2%
Strongly disagree	4	8%
disagree	2	4%
Total	50	100%




PRINCIPAL
P.K.M. COLLEGE OF EDUCATION
KAITHAPRAM. P. O., MADAMPAM
SREEKANDAPURAM, KANNUR DT.,-670631

Curriculum opportunities to different school system




From the above diagram 44 % of the students are agreed with the statement of curriculum provides opportunities to familiarize with different school system 2 5 students are not given their opinion with this statement and only 4 % students are disagreed with this statement.

6. Professionally relevant understanding and curriculum experiences are provided during the program.

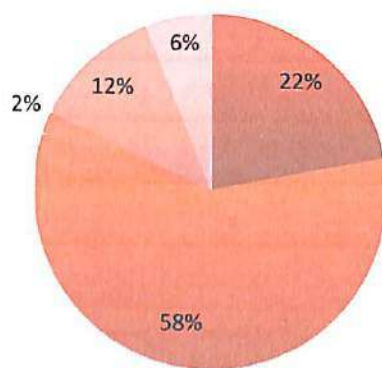
Professional relevant understanding & curriculum experiences	No. of Respondents	Percentage
Strongly agree	11	22%
Agree	29	58%
No opinion	1	2%
Disagree	6	12%
Strongly disagree	3	6%
Total	50	100%




PRINCIPAL
P.K.M. COLLEGE OF EDUCATION
KAITHAPRAM. P. O., MADAMPAM
SREEKANDAPURAM, KANNUR DT.,-670631

Professionality & Curriculum experiences

■ Strongly agree
 ■ Agree
 ■ No opinion
 ■ Disagree
 ■ Strongly disagree



The data shows that professionally relevant understanding and curriculum experiences are provided during the programme. Majority of the students (58 %) agreed with this statement and 12 % students are disagreed with this statement.

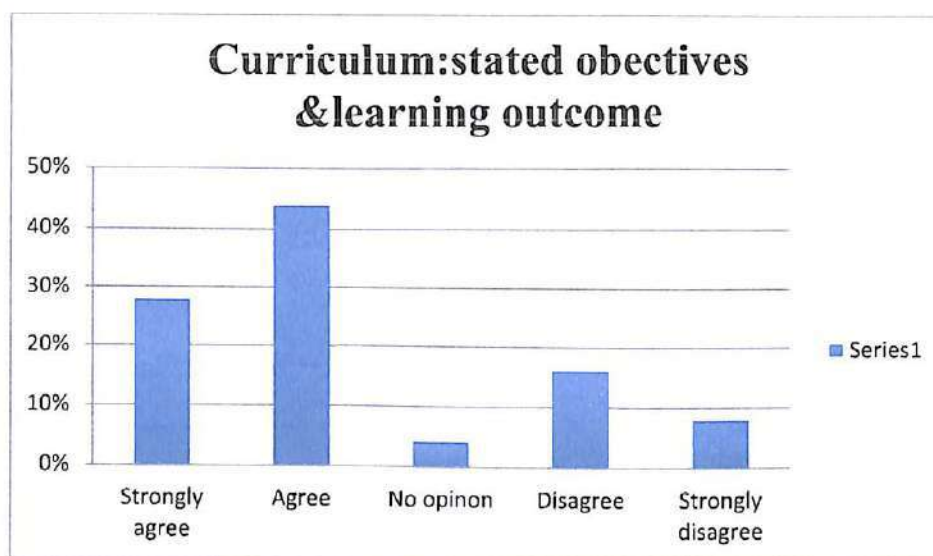
7. Curriculum satisfies the stated objectives & learning outcome.

Stated objectives& learning outcomes	No. of Respondents	Percentage
Strongly agree	14	28%
Agree	22	44%
No opinion	2	4%
Disagree	8	16%
Strongly disagree	4	8%
Total	50	100%




 PRINCIPAL

P.K.M. COLLEGE OF EDUCATION
 KAITHAPRAM. P. O., MADAMPAM
 SREEKANDAPURAM, KANNUR DT.,-670631




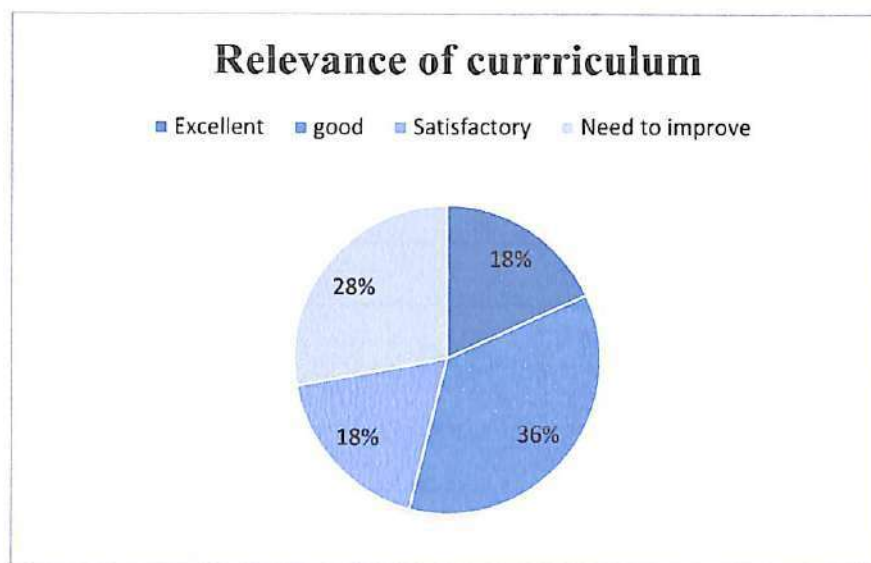
From the above diagram, 44 % of the students felt that the curriculum satisfies the stated objectives and learning outcomes. And 16 5 students are dissatisfied with this statement.

8. Relevance of curriculum in the academic scenario.

Relevance of curriculum	No. of Respondents	Percentage
Excellent	9	18%
Good	18	36%
Satisfactory	9	18%
Need to improve	14	28%
Total	50	100%




PRINCIPAL
P.K.M. COLLEGE OF EDUCATION
KAITHAPRAM. P. O., MADAMPAM
SREEKANDAPURAM, KANNUR DT.,-670631




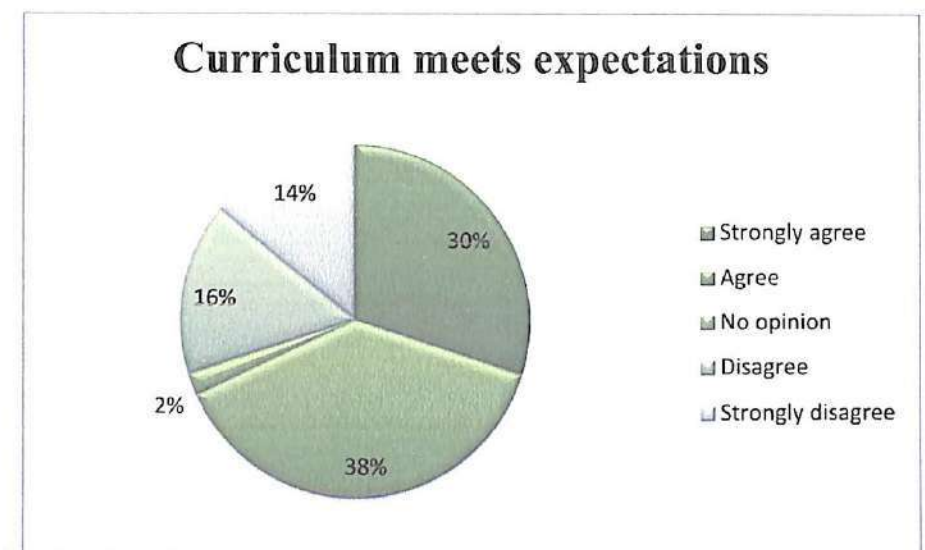
From the above diagram, majorly 36 % students states that relevance of curriculum is good in the academic scenario and 28 % students sense that relevance of curriculum should be need to improve in the academic scenario.

9. Over all, the curriculum meets your expectations.

Curriculum meets expectations	No. of Respondents	Percentage
Strongly agree	15	30%
Agree	19	38%
No opinion	1	2%
Disagree	8	16%
Strongly disagree	7	14%
Total	50	100%




PRINCIPAL
P.K.M. COLLEGE OF EDUCATION
KAITHAPRAM. P. O., MADAMPAM
SREEKANDAPURAM, KANNUR DT.,-670631




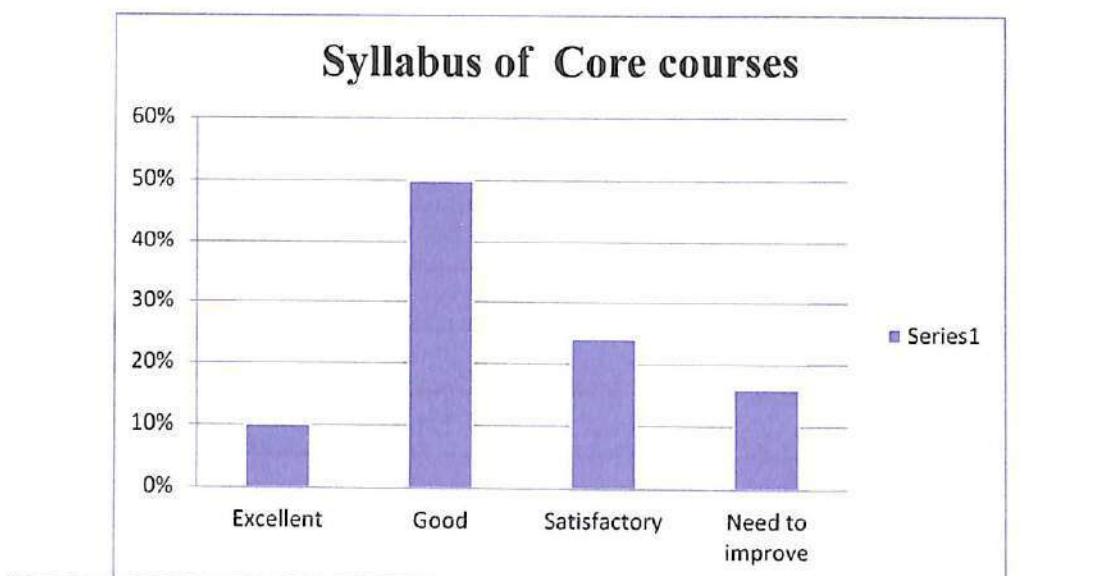
From the above data, 38 % students sense that the curriculum meets expectations and 16 % students are disagreed with is statement.

10. Comments on Syllabus of Core courses.

Syllabus of Core courses	No. of Respondents	Percentage
Excellent	5	10%
Good	25	50%
Satisfactory	12	24%
Need to improve	8	16%
Total	50	100%




PRINCIPAL
P.K.M. COLLEGE OF EDUCATION
KAITHAPRAM, P. O., MADAMPAM
SREEKANDAPURAM, KANNUR DT.,-670631




The data collected from the students demonstrates that half of the students (50%) who comments on syllabus of core courses .24 % of the students are satisfied with the syllabus of core courses and 16 % of thr students states that syllabus of core courses which should be need to improve.

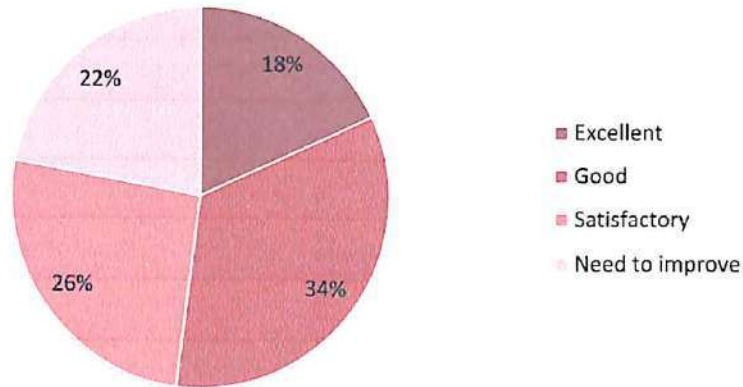
11. Comments on Syllabus of Pedagogic Courses.

Syllabus of Pedagogic Courses	No. of Respondents	Percentage
Excellent	9	18%
Good	17	34%
Satisfactory	13	26%
Need to improve	11	22%
Total	50	100%




PRINCIPAL
P.K.M. COLLEGE OF EDUCATION
KAITHAPRAM. P. O., MADAMPAM
SREEKANDAPURAM, KANNUR DT.,-670631

Syllabus of Pedagogic Courses




Majorly 34 % of the students who are comment on syllabus of pedagogic courses. 26 % of the students are satisfied with the syllabus of pedagogic courses and 22 % students sense that it should be need to improve.

12. Comments on Syllabus of Elective Courses.

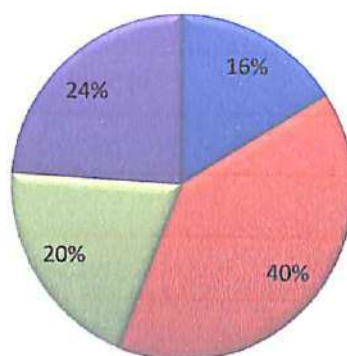
Syllabus of Elective Courses	No. of Respondents	Percentage
Excellent	8	16%
Good	20	40%
Satisfactory	10	20%
Need to improve	12	24%
Total	50	100%




PRINCIPAL
P.K.M. COLLEGE OF EDUCATION
KAITHAPRAM. P. O., MADAMPAM
SREEKANDAPURAM, KANNUR DT.,-670631

Syllabus of Elective Courses

■ Excellent
 ■ Good
 ■ Satisfactory
 ■ Need to improve




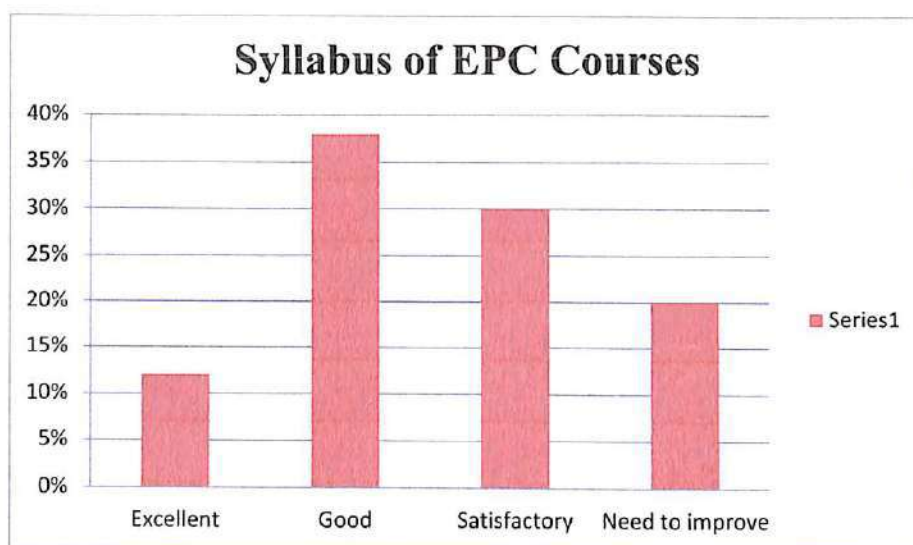
From the above data, 40 % students who comment on syllabus of elective courses are good. 20 % students are satisfied to study the syllabus of elective courses.

13. Comments on Syllabus of EPC courses.

Syllabus of EPC Courses	No. of Respondents	Percentage
Excellent	6	12%
Good	19	38%
Satisfactory	15	30%
Need to improve	10	20%
Total	50	100%




PRINCIPAL
P.K.M. COLLEGE OF EDUCATION
KAITHAPRAM. P. O., MADAMPAM
SREEKANDAPURAM, KANNUR DT.,-670631



The data shows that 38 % students states that syllabus of EPC courses are good. 30 % students are satisfied and 20 % students are not satisfied with the syllabus on core courses.

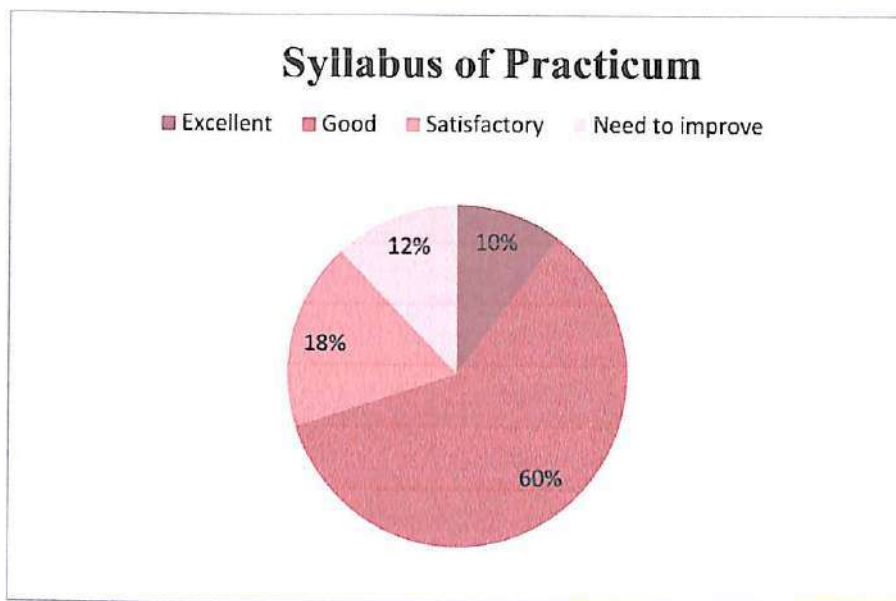
14. Comments on Syllabus of Practicum.

Syllabus of Practicum	No. of Respondents	Percentage
Excellent	5	10%
Good	30	60%
Satisfactory	9	18%
Need to improve	6	12%
Total	50	100%




PRINCIPAL

P.K.M. COLLEGE OF EDUCATION
KAITHAPRAM. P. O., MADAMPAM
SREEKANDAPURAM, KANNUR DT.,-670631



From the above diagram, 60 % of the students who comment on syllabus of practicum are good. 10 % students are highly interested to study the syllabus of practicum and 18 % students are satisfied with this syllabus of practicum.

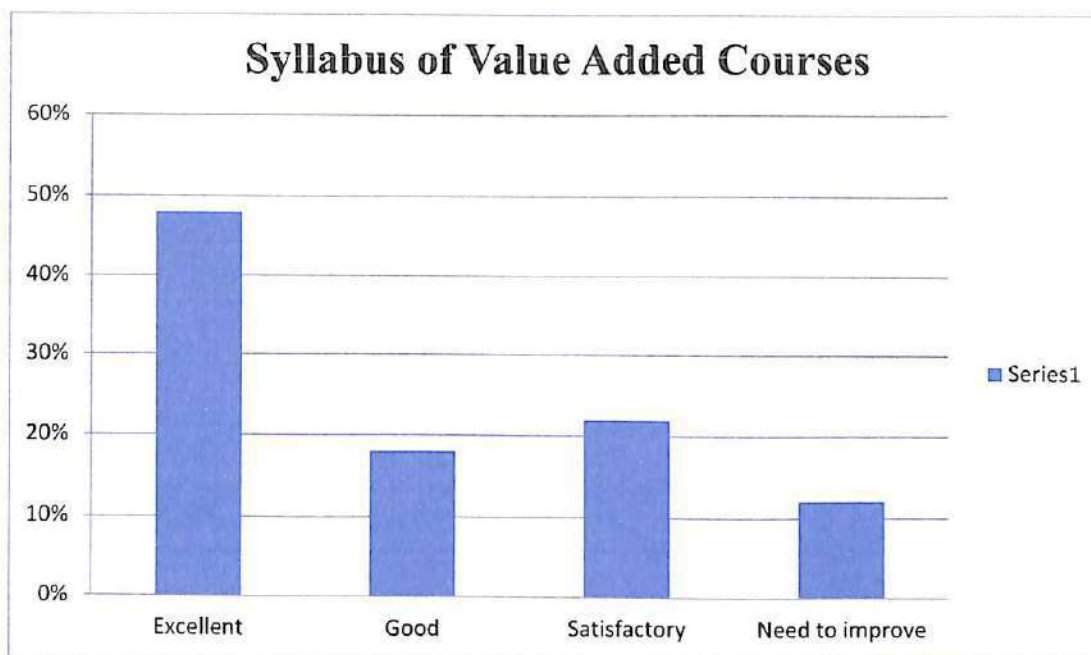
15. Comments on Syllabus of Value Added Courses.

Syllabus of Value Added Courses	No. of Respondents	Percentage
Excellent	24	48%
Good	9	18%
Satisfactory	11	22%
Need to improve	6	12%
Total	50	100%



PRINCIPAL

P.K.M. COLLEGE OF EDUCATION
KAITHAPRAM. P. O., MADAMPAM
SREEKANDAPURAM, KANNUR DT., -670631




From the above data, majority (48 %) of the students who comment on syllabus of value added courses are excellent. 22 % students states that the syllabus of value added courses are good and 18 % students are satisfied with this syllabus of value added courses .And 12 % students sense that the syllabus of value added courses should be need to improve.

FINDINGS


- curriculum planning shows that 52% students are agreed with the statement of institutions curriculum planning is a collaborative effort.4 % students are disagreed with this statement.
- Curriculum provides adequate choices of courses and elective to the students.44 % students are strongly agreed and 6 % students are disagreed with these statement.
- 44 % students are agreed with the value added course improves professional skills and only 4% students are disagreed .
- The Curriculum provides opportunities for enriching the knowledge and skills .majorly 60 % students are agreed with this statement and 10 % students are disagreed with this statement.
- 44 % of the students are agreed with the statement of curriculum provides opportunities to familiarize with different school system2 5 students are not given their opinion with this statement and only 4 % students are disagreed with this statement.
- The professionally relevant understanding and curriculum experiences are provided during the programme. Majority of the students (58 5) agreed with this statement and 12 % students are disagreed with this statement.




PRINCIPAL
P.K.M. COLLEGE OF EDUCATION
KAITHAPRAM. P. O., MADAMPAM
SREEKANDAPURAM, KANNUR DT.,-670631

- 44 % of the students felt that the curriculum satisfies the stated objectives and learning outcomes. And 16 5 students are dissatisfied with this statement.
- Majorly 36 % students states that relevance of curriculum is good in the academic scenario and 28 % students sense that relevance of curriculum should be need to improve in the academic scenario.
- 38 % students sense that the curriculum meets expectations and 16 % students are disagreed with is statement.
- The data collected from the students demonstrates that half of the students (50%) who comments on syllabus of core courses .24 % of the students are satisfied with the syllabus of core courses and 16 % of the students states that syllabus of core courses which should be need to improve.
- Majorly 34 % of the students who are comment on syllabus of pedagogic courses.26 5 of the students are satisfied with the syllabus of pedagogic courses and 22 % students sense that it should be need to improve.
- 40 % students who comment on syllabus of elective courses are good.20 % students are satisfied to study the syllabus of elective courses.
- 38 % students states that syllabus of EPC courses are good.30 % students are satisfied and 20 % students are not satisfied with the syllabus on core courses.
- 48 % of the students who comment on syllabus of value-added courses are excellent. 22 % students states that the syllabus of value-added courses are good and 18 % students are satisfied with this syllabus of value added courses. And 12 % students sense that the syllabus of value added courses should be need to improve.




Principal

PRINCIPAL
P.K.M. COLLEGE OF EDUCATION
KAITHAPRAM. P. O., MADAMPAM
SREEKANDAPURAM, KANNUR DT.,-670631



P. K. M. COLLEGE OF EDUCATION

Govt. Aided Teacher Education Institution
(affiliated to Kannur University)
Accredited by NAAC with 'A' Grade

STUDENT FEEDBACK ON CURRICULUM – 2021-22

Name of the Student:

Batch:

Optional Subject:

Instructions:

- *Carefully read the questions of the feedback form.*
- *Provide honest feedback about your experiences with the curriculum.*
- *Please (✓) tick whichever is applicable*

1. Institution's curriculum planning is a collaborative effort

Strongly Agree ☐ Agree ☐ No Opinion ☐ Disagree ☐ Strongly Disagree ☐

2. Curriculum provides adequate choices of Courses and Elective to the students

Strongly Agree ☐ Agree ☐ No Opinion ☐ Disagree ☐ Strongly Disagree ☐

3. Provided Value added course improves the professional skills

Strongly Agree ☐ Agree ☐ No Opinion ☐ Disagree ☐ Strongly Disagree ☐

4. The curriculum provides opportunities for enriching the knowledge and skills

Strongly Agree ☐ Agree ☐ No Opinion ☐ Disagree ☐ Strongly Disagree ☐

5. Curriculum provides opportunities to familiarise with different school system

Strongly Agree ☐ Agree ☐ No Opinion ☐ Disagree ☐ Strongly Disagree ☐

6. Professionally relevant understanding and curriculum experiences are provided during the programme

Strongly Agree ☐ Agree ☐ No Opinion ☐ Disagree ☐ Strongly Disagree ☐

7. Curriculum satisfies the stated objectives and learning outcome

Strongly Agree ☐ Agree ☐ No Opinion ☐ Disagree ☐ Strongly Disagree ☐

8. Relevance of the curriculum in the academic scenario

Excellent ☐ Good ☐ Satisfactory ☐ Need to Improve ☐

9. Over all, the curriculum meets your expectations

Strongly Agree ☐ Agree ☐ No Opinion ☐ Disagree ☐ Strongly Disagree ☐

10. Comments on Syllabus of Core Courses

Excellent ☐ Good ☐ Satisfactory ☐ Need to Improve ☐

11. Comments on Syllabus of Pedagogic Courses

Excellent ☐ Good ☐ Satisfactory ☐ Need to Improve ☐

12. Comments on Syllabus of Elective Courses

Excellent ☐ Good ☐ Satisfactory ☐ Need to Improve ☐

13. Comments on Syllabus of EPC Courses

Excellent ☐ Good ☐ Satisfactory ☐ Need to Improve ☐

14. Comments on Syllabus of Practicum

Excellent ☐ Good ☐ Satisfactory ☐ Need to Improve ☐

15. Comments on Syllabus of Value Added Courses

Excellent ☐ Good ☐ Satisfactory ☐ Need to Improve ☐